

# Threaded End Connection


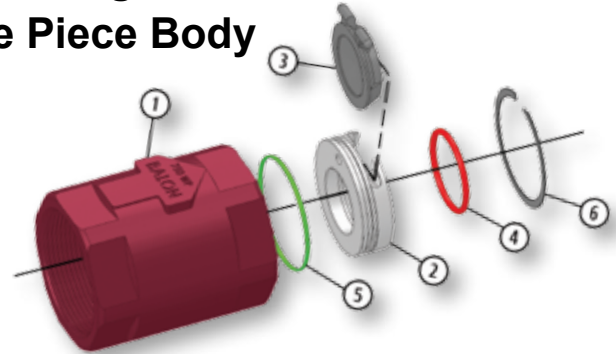
## Series C Ductile Iron



- Swing Check Valve
- 750 PSI WP
- 2" Through 3"
- One Piece Body

### Material Description

ITEM	PART NAME	DESCRIPTION
1	Body	ASTM A395 Class 60-40-18 Fully Annealed
2	Seat	Replaceable Carbon Steel
3	Disc	Replaceable 316 Stainless Steel
4	O-Ring	Seat Seal: Fluorocarbon
5	O-Ring	Body Seal: Buna-N
6	Retaining Ring	316 Stainless Steel



### Dimensional Data

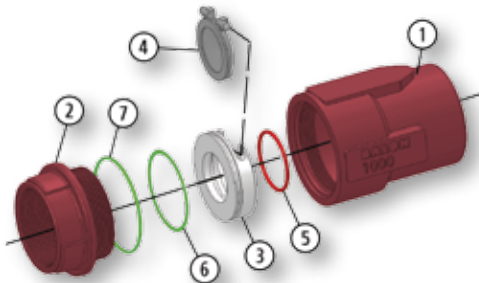
SIZE	CATALOG	PORT	D	L	LBS.
2	2R-C32-SE	1.25	3	3.62	3.3
3	3R-C32-SE	2	4.25	4.50	7.3

- High Grade Annealed Ductile Iron for Better Corrosion Resistance and Greater Yield Strength
- Replaceable Seat Disc Cartridge
- Stainless Steel Disc Standard
- Seal Located in Seat, Thus Protected From Flow
- NACE Standard

- Swing Check Valve
- 1000 PSI WP
- 2"
- Threaded Body Construction



### Material Description



ITEM	PART NAME	CARBON STEEL SEAT	STAINLESS STEEL SEAT
1	Body	ASTM A395 Class 60-40-18 Fully Annealed	ASTM A395 Class 60-40-18 Fully Annealed
2	Adapter	ASTM A395 Class 60-40-18 Fully Annealed	ASTM A395 Class 60-40-18 Fully Annealed
3	Seat	Replaceable Carbon Steel	Replaceable 316 Stainless Steel
4	Disc	Replaceable 316 Stainless Steel	Replaceable 316 Stainless Steel
5	O-Ring	Seat Seal: Fluorocarbon	Seat Seal: Fluorocarbon
6	O-Ring	Assembly Seal: Buna-N	Assembly Seal: Fluorocarbon
7	O-Ring	Body Seal: Buna-N	Body Seal: Fluorocarbon

### Dimensional Data

SIZE	CATALOG NUMBER		PORT	D	L	LBS.
	CARBON STEEL SEAT	STAINLESS STEEL SEAT				
2	2R-C42-SE	2R-C42S-SE	1.5	3.37	5.37	6

